

SEMIPONT™ 5

Half Controlled 3-phase Bridge Rectifier

SKDH 145

Target Data

Features

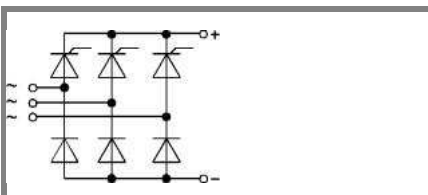
- Compact design
- Two screws mounting
- Heat transfer and isolation through direct copper board (low R_{th})
- Low resistance in steady-state and high reliability
- High surge currents
- UL -recognized, file no. E 63 532

Typical Applications*

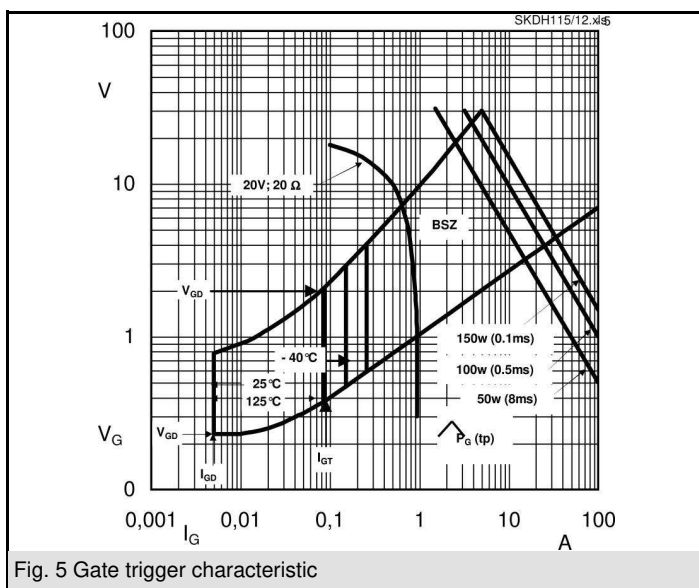
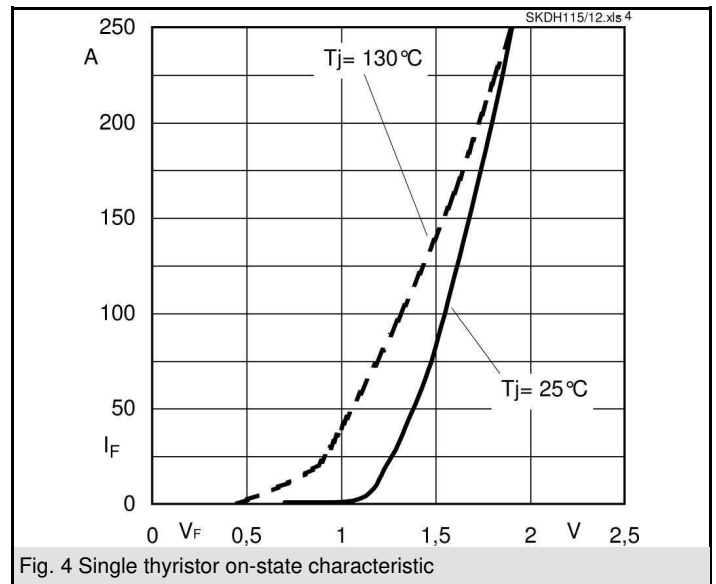
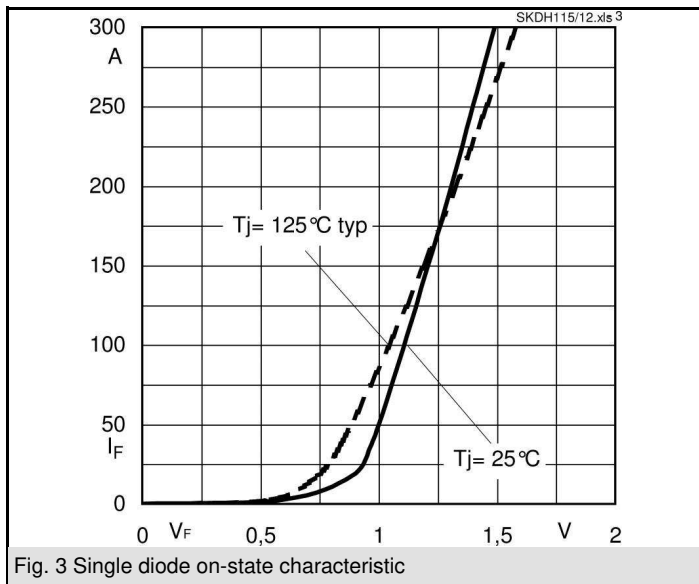
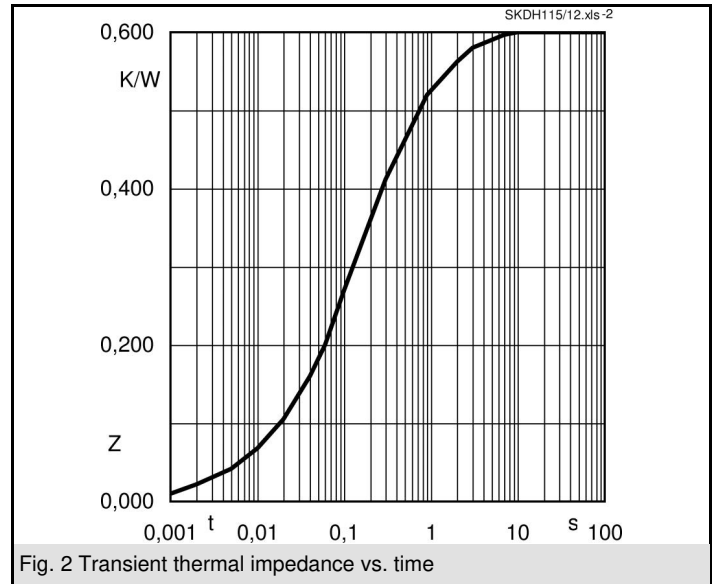
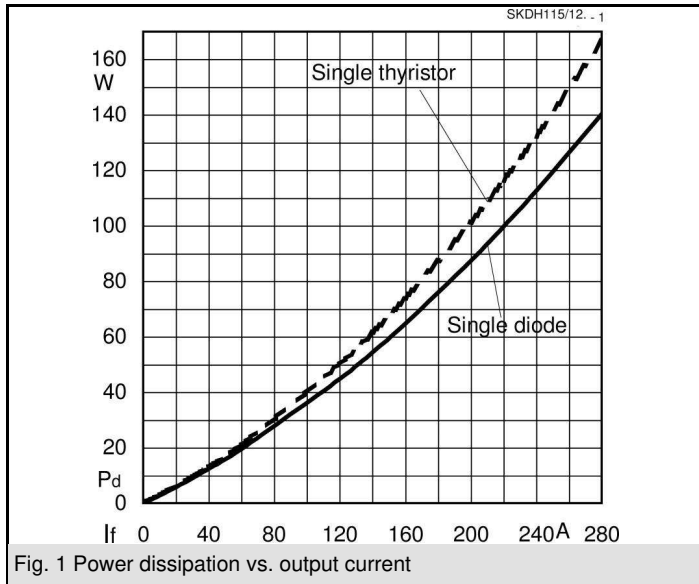
- For DC drives with a fixed direction of rotation
- Controlled field rectifier for DC motors
- Controlled battery charger

V_{RSM} V	V_{RRM}, V_{DRM} V	$I_D = 140$ A (full conduction) ($T_s = 80$ °C)
1300	1200	SKDH 145/12
1700	1600	SKDH 145/16

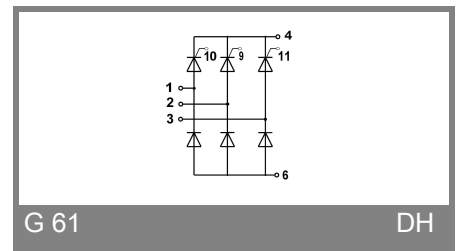
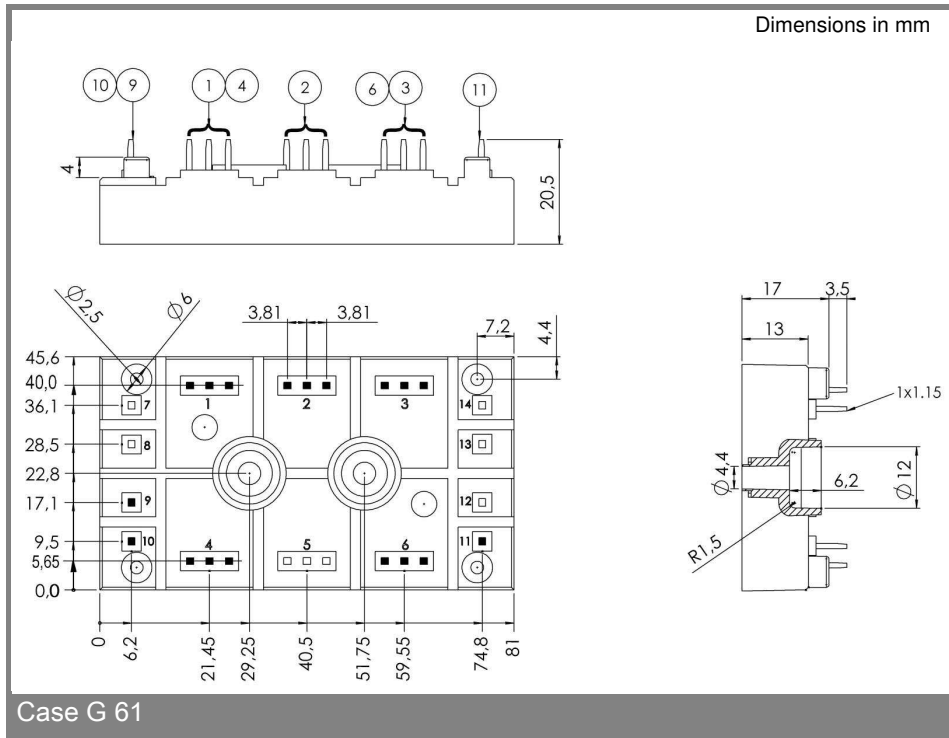
Symbol	Conditions	Values	Units
I_D	$T_s = 80$ °C	110	A
I_{TSM}, I_{FSM}	$T_{vj} = 25$ °C; 10 ms $T_{vj} = 125$ °C; 10 ms	1350 1250	A A
i^2t	$T_{vj} = 25$ °C; 8,3 ... 10 ms $T_{vj} = 125$ °C; 8,3 ... 10 ms	9100 7800	A ² s A ² s
V_T, V_F	$T_{vj} = 25$ °C; $I_T, I_F = 150$ A	max. 1,6	V
$V_{T(TO)} / V_{F(TO)}$	$T_{vj} = 125$ °C;	max. 0,9	V
r_T	$T_{vj} = 125$ °C	max. 5	mΩ
I_{DD}, I_{RD}	$T_{vj} = 125$ °C; $V_{DD} = V_{DRM}; V_{RD} = V_{RRM}$	max. 20	mA
t_{gd}	$T_{vj} = 25$ °C; $I_G = 1$ A; $di_G/dt = 1$ A/μs		μs
t_{gr}	$V_D = \cdot V_{DRM}$		μs
$(dv/dt)_{cr}$	$T_{vj} = 125$ °C	max. 500	V/μs
$(di/dt)_{cr}$	$T_{vj} = 125$ °C; $f = 50 \dots 60$ Hz	max. 50	A/μs
t_q	$T_{vj} = 125$ °C; typ.	150	μs
I_H	$T_{vj} = 25$ °C; typ. / max.	- / 250	mA
I_L	$T_{vj} = 25$ °C; $R_G = 33$ Ω	- / 600	mA
V_{GT}	$T_{vj} = 25$ °C; d.c.	min. 3	V
I_{GT}	$T_{vj} = 25$ °C; d.c.	min. 150	mA
V_{GD}	$T_{vj} = 125$ °C; d.c.	max. 0,25	V
I_{GD}	$T_{vj} = 125$ °C; d.c.	max. 6	mA
$R_{th(j-s)}$	per thyristor / diode	0,63	K/W K/W K/W
T_{vj}		- 40 ... + 125	°C
T_{stg}		- 40 ... + 125	°C
T_{solder}	terminals	260	°C
V_{isol}	a. c. 50 Hz; r.m.s.; 1 s / 1 min. to heatsink	3600 (3000)	V
M_s		2,5	Nm
M_t			Nm
m	approx.	75	g
Case	SEMIPONT 5	G 61	



SKDH



SKDH 145



* The specifications of our components may not be considered as an assurance of component characteristics. Components have to be tested for the respective application. Adjustments may be necessary. The use of SEMIKRON products in life support appliances and systems is subject to prior specification and written approval by SEMIKRON. We therefore strongly recommend prior consultation of our personal.